

THE NEW RANGE ROVER



ABOVE & BEYOND





BY APPOINTMENT TO
H.M. THE QUEEN
MANUFACTURERS OF
MOTOR VEHICLES
JAGUAR LAND ROVER LIMITED
COVENTRY



BY APPOINTMENT TO
H.M. THE DUKE OF EDINBURGH
MANUFACTURERS OF
MOTOR VEHICLES
JAGUAR LAND ROVER LIMITED
COVENTRY



BY APPOINTMENT TO
H.M. THE PRINCE OF WALES
MANUFACTURERS OF
MOTOR VEHICLES
JAGUAR LAND ROVER LIMITED
COVENTRY



ABOVE & BEYOND



True leaders shape history. They dream bigger, push harder. They turn possibilities into reality, creating legacies that define a generation. Range Rover is a leader. The first luxury SUV of its kind, it helped transform the world of refined motoring. 50 years later, the New Range Rover builds on that incomparable achievement. With compelling design and greater levels of elegance, exclusivity and luxury, it leads by example.

THE NEW

RANGE ROVER

DISTINGUISHED DESIGN

REFINEMENT AND LUXURY

INTUITIVE TECHNOLOGY

HEIGHTENED PERFORMANCE

EXCEPTIONAL CAPABILITY

ELEGANT PERSONALISATION

Autobiography



THE NEW RANGE ROVER

DISTINGUISHED DESIGN

Range Rover represents the pinnacle of progressive luxury. Proportions are defined by aesthetic grace, sophistication and refinement. The reductive nature of the design is free from superfluous detail, resulting in a form which speaks to modernity, yet is full of charm. This is the most desirable Range Rover ever created.



Vehicles shown are from the Land Rover global range. Specifications, options and availability will vary between markets and should be verified with your nearest Land Rover Retailer. CO₂ and fuel economy figures may vary according to wheel fitment and optional extras fitted. Vehicle shown is Range Rover First Edition in Sunset Gold in Satin finish with optional features and accessories fitted.



PRESENCE AND PROFILE

An effortlessly modern interpretation of the Range Rover profile seamlessly integrates into an instantly recognisable silhouette. Wherever you are in the world, the world will know what you're driving.





STATURE AND POISE

Range Rover's imposing face communicates a character of unparalleled presence and supreme stature, contrasted by its reductive, modern detail. And, for the first time on Range Rover, 23" wheels* enhance the vehicle's consummate proportions and undoubted poise.



*Optional feature.



CLEAN AND ESSENTIAL

A uniquely distinctive design, defined by its uninterrupted edge, accentuates Range Rover's strong, beautifully sculpted body. Flush elements, clean expansive surfaces, hidden-until-lit tail lamps and precise detailing take the design philosophy to new levels of emotional engagement.





FIVE OR SEVEN SEATS

A choice of Standard or Long Wheelbase body designs provides elevated luxury for five or seven adults, all delivered while retaining the unmistakable Range Rover profile and Command Driving position.



STANDARD WHEELBASE



LONG WHEELBASE



INTUITIVE AND RELEVANT

Range Rover features a modern and sophisticated interior, underpinned by its impeccable reductive nature, tactile materials and an intuitive approach to relevant technology. No detail has been overlooked. Nothing is for show.



Interior shown is Range Rover First Edition in Perlino/Perlino with optional features fitted.



DETAILS AND CHOICES

Elegant, refined surfaces and the finest materials create a calm sanctuary, combining luxury and wellbeing. The choice of sustainable and contemporary technical fabrics includes a combination of Ultrafabrics™ and Kvadrat™ premium textile on the seats and cabin trim for the first time. Natural wood veneers and metal details* are embraced with the highest levels of precision.



*Model dependent.



SV BESPOKE

Complement Range Rover's unparalleled history of luxury design with SV Bespoke. Paint personalisation options include SV Bespoke Premium Palette and SV Bespoke Match to Sample. A range of wheels, fine materials* and finishes* let you design the ultimate Range Rover.

[FIND OUT MORE](#)

*Model dependent.





THE NEW RANGE ROVER

REFINEMENT AND LUXURY

Range Rover makes every journey an occasion, combining contemporary luxury with peerless refinement. Approach your Range Rover and the flush deployable door handles will engage. Intelligent Power Assisted Doors* with soft door close set the tone for an unmatched travelling experience.



*Engine dependent. Optional feature. Power Assisted Doors available from early 2022.

PEACE AND TRANQUILLITY

The new Meridian™ Signature Surround Sound System^{1,2} features next-generation Active Noise Cancellation, delivered via world-first headrest speakers to create quiet zones. Combined with acoustic laminated glass, they help create a peaceful haven from the outside world.



¹Meridian™ is a registered trademark of Meridian™ Audio Ltd. ²Model dependent. Optional feature. Interior shown is Range Rover Autobiography Long Wheelbase in Caraway/Caraway with optional features fitted.

WELLNESS AND WELLBEING

Range Rover's Cabin Air Purification Pro system¹ features PM2.5 filtration. The nanoe™ X technology significantly reduces odours, bacteria, allergens and pathogens, including the SARS-COV-2 virus². The system can be operated remotely, meaning the vehicle is ready ahead of your journey. And the CO₂ management enhances wellness and alertness, monitoring levels inside the cabin and automatically refreshing the air when needed.



¹Model dependent. ²Texcell research, 2020 carried out for and result supplied by Panasonic.



SPACE AND ACCOMMODATION

With the seven-seat Long Wheelbase, up to seven adults can enjoy the luxury travel Range Rover provides. With no compromise on design or comfort, passengers in all three rows benefit from Semi-Aniline* and heated leather seats. These are also enhanced with powered movement, USB-C ports and task lighting.

*Optional feature.

VERSATILE AND CONVENIENT

Range Rover offers heightened flexibility to suit your day-to-day life and special occasions. The Tailgate Event Suite¹ adds mounted leather cushions, tailgate speakers and lighting – bringing even more luxury to the trademark split-tailgate. And the auto-folding loadspace cover¹² and versatile loadspace floor¹ provide everyday convenience.



¹Optional feature. ²Bodystyle dependent.



INTUITIVE TECHNOLOGY

Seamlessly integrated connectivity and convenience at every turn. Advanced Pivi Pro infotainment is always on, always connected, always up to date. You can intuitively control your Range Rover through the curved, floating 13.1" Touchscreen. Haptic controls provide new levels of visual sophistication and tactility. With Online Pack with Data Plan* and Amazon Alexa, you can control your music, find parking and control smart devices at home. A new high-resolution 13.7" Interactive Driver Display offers configurable layouts and important information at a glance.



*Fair use policy may apply. Standard 1 year subscription, which can be extended after the initial term advised by your Land Rover Retailer. Wood and leather steering wheel available from early 2022. In car features should be used by drivers only when safe to do so. Drivers must ensure they are in full control of the vehicle at all times. Pivi and InControl features, options, third party services and their availability remain market dependent - check with your Land Rover Retailer for local market availability and full terms. Mobile network connectivity cannot be guaranteed in all locations. Information and images displayed in relation to the InControl technology, including screens or sequences, are subject to software updates, version control and other system/visual changes depending on options selected. Amazon, Alexa and all related logos are trademarks of Amazon.com, Inc. or its affiliates. Certain Alexa functionality is dependent on smart home technology. Use of Amazon Alexa requires an Amazon account.



EXCLUSIVE AND ENRICHING

Executive Class rear seats¹² offer customary Range Rover comfort, including Hot Stone Massage seats¹²³. Seamlessly integrating with a power deploying centre console. Featuring a new 8" Rear Seat Touchscreen Controller and 11.4" Rear Seat Entertainment¹³ with curved glass and 16:9 Full HD - combining four-seat luxury with five-seat convenience.



¹Optional feature. ²Bodystyle dependent. ³Model dependent.

CLARITY AND VISION

For enhanced visibility and safety, Digital LED headlights¹ with Predictive Adaptive Front Lighting use navigation data to pre-emptively follow the road ahead. The optional ClearSight interior rear view mirror² gives an unobstructed view of the road behind you. Included with 3D Surround Camera, ClearSight Ground View³ effectively lets you see 'through' the bonnet, while manoeuvring lights illuminate the ground at low speed to help guide you safely into tight spots.



¹Optional feature. ²Subject to local regulations. If bifocal or varifocal users cannot easily adjust focus on the ClearSight digital rear view image, they may revert to rear view mirror mode at any time. ³Image is not live. Check surroundings for safety. Subject to local regulations.



THE NEW RANGE ROVER

HEIGHTENED PERFORMANCE

Range Rover features our most advanced powertrains. Sophisticated driving technologies further add to the unparalleled performance, delivering better handling and a smoother ride through features including Adaptive Dynamics and Electronic Air Suspension with Dynamic Response Pro.



Vehicle shown is Range Rover Autobiography in Ostuni Pearl White with optional features fitted.

LUXURY AND SUSTAINABILITY

The Range Rover Plug-in Hybrid¹ is available in 440HP or 510HP variants to provide sustainable luxury and elevated comfort, while delivering overall CO₂ emissions less than 30g/km². You can choose between Hybrid, EV and Save driving modes to optimise the powertrain for any journey. Capable of extended-range all-electric driving of approximately 62 miles (100km)², the EV mode delivers zero tailpipe emissions while driving.



¹Available from early 2022. ²The figures provided are manufacturer's estimates and will be replaced with the official EU test figures as soon as they are available. For comparison purposes only. Real-world figures may differ. CO₂, fuel economy, energy consumption and range figures may vary according to factors such as driving styles, environmental conditions, load, wheel fitment and accessories. Figures obtained with a fully charged battery.

POWER AND EFFICIENCY


The new 530HP 4.4-litre V8 produces maximum torque of 750Nm. It takes Range Rover from 0-60mph (100km/h) from 4.4 (4.6) seconds with Dynamic Launch engaged. Cleaner, more efficient mild hybrid technology is available with a range of diesel and petrol engines.





EXCEPTIONAL CAPABILITY

Range Rover possesses a unique skill set, including peerless refinement, cosseting comfort, and assured and confident on-road handling. All Wheel Steering is fitted as standard and delivers an even more refined drive, with high-speed stability and enhanced low-speed agility. And, with a turning circle of under 11 metres (36 feet)*, this is the most manoeuvrable Range Rover ever. Electronic Air Suspension with Dynamic Response Pro includes pre-emptive technology for a smoother drive through corners, while Terrain Response 2 automatically adapts your vehicle's system to any surface or conditions. Both these systems come as standard.



*Standard wheelbase only. Long wheelbase turning circle is 11.54 metres (37 ft 10").

CHOOSE YOUR MODEL

From rich, vibrant colours, to a variety of wheels and your choice of wheelbase, your Range Rover begins the moment you select your model.



RANGE ROVER



RANGE ROVER AUTOBIOGRAPHY



RANGE ROVER FIRST EDITION

THE NEW RANGE ROVER SV

The exceptional Range Rover SV* offers greater choice, heightened craftsmanship and tactile enhancements for those seeking true distinction. It's luxury you can touch as well as see.



*Available from early 2022. Vehicle shown is Range Rover SV in Eiger Grey with optional features fitted.

SV SIGNATURE SUITE

The new four-seat SV Signature Suite* provides the ultimate passenger experience on Long Wheelbase models. This luxurious configuration includes an Electrically Deployable Club Table, plus electrically deployable cupholders. It combines with a fixed full-length rear console for the ultimate in luxury.



*Optional feature. Interior shown is Range Rover SV Long Wheelbase in Serenity Caraway/Perlino and Caraway with optional features fitted.

SV INTREPID THEME

Dynamic. Stealth-like in character. Anthracite metal-plated accents with Graphite Atlas combine with the exclusive Range Rover script, make SV Intrepid even more striking. Unique interior details, including exclusive veneers* and a Satin Black ceramic gear selector, add to SV Intrepid's undoubted appeal.



*Satin Dark woven mesh veneer available from mid-2022. Vehicle shown is Range Rover SV in Sunrise Copper in Satin finish with optional features fitted. Interior shown is Range Rover SV in Intrepid Cinder Grey/Light Cloud and Cinder Grey with optional features fitted.

SV SERENITY THEME


Pure luxury with subtle accents to emphasise its exclusivity. Exterior details shine in Corinthian Bronze. Exclusive two-tone interior colourways, including Caraway Near-Aniline leather rear seats and Perlino Semi-Aniline leather front seats, accentuate SV Serenity's luxurious credentials.




Vehicle shown is Range Rover SV in Icy White in Gloss finish with optional features fitted. Interior shown is Range Rover SV in Serenity Caraway/Perlino and Caraway with optional features fitted.

LAND ROVER ACCESSORIES

Range Rover accessories offer all the quality and refinement customers expect from the makers of the original luxury SUV. Electrically Deployable Side Steps make getting in and out easier. You can also use them to help you reach the roof when the doors are closed. Range Rover remains the brand of choice for pet owners, offering a wide range of Pet Packs and accessories.





THE RANGE ROVER COLLECTION

Refinement is all in the details. It's a story told in the quality of our materials and sophisticated design. See it in our exclusive collection of lifestyle accessories and leather goods, inspired by the luxurious Range Rover interiors. Choose an elegant cross-grained leather wallet with a chevron printed inner lining and a Range Rover rotary dial detail, or lightweight aviator-style sunglasses, machined from a Japanese beta-titanium.

[FIND OUT MORE](#)





BUILD YOUR OWN
Use the configurator to build your perfect Range Rover



FIND A RETAILER
Search for a Land Rover Retailer near you



COMPARE OUR VEHICLES
Select up to three Land Rover vehicles and compare them side by side



KEEP ME INFORMED
Sign up for all the latest Land Rover news



ABOVE & BEYOND



Important Notice: Important note on imagery & specification. The global shortage of semiconductors is currently affecting vehicle build specifications, option availability, and build timings. This is a very dynamic situation, and as a result imagery used within the website at present may not fully reflect current specifications for features, options, trim and colour schemes. Please consult your Retailer who will be able to confirm any current restrictions with you in order to allow an informed choice.

Jaguar Land Rover Limited is constantly seeking ways to improve the specification, design and production of its vehicles, parts and accessories and alterations take place continually, and we reserve the right to change without notice. Some features may vary between optional and standard for different model years. The information, specification, engines and colours on this website are based on European specification and may vary from market to market and are subject to change without notice. Some vehicles are shown with optional equipment and retailer fit accessories that may not be available in all markets. Please contact your local retailer for local availability and prices.

Colours: Image colours reproduced here are provided for illustrative purposes only. Colours are reproduced on screen and may therefore vary compared to the actual finish. The company reserves the right to alter or withdraw any colour finish without notice. Some of these colours may not be obtainable in your country. Please check availability of colours and current specifications with your Land Rover Retailer. Distributors and Retailers are not agents of Jaguar Land Rover Limited and have absolutely no authority to bind Jaguar Land Rover Limited to any express or implied undertaking or representation. Information and images displayed in relation to the InControl technology, including Touchscreen, App screens, or sequences are subject to regular software updates, version control and other system/visual changes depending on options selected. **Optional features** and their availability may differ by vehicle specification (model and powertrain), or require the installation of other features in order to be fitted. Please contact your local Retailer for more details, or configure your vehicle online. All in car features should be used by drivers only when safe for them to do so. Drivers must ensure they are in full control of the vehicle at all times. Certain features require an appropriate SIM with a suitable data contract, which will require a further subscription after the initial term advised by your Retailer. CO2 and fuel economy figures may vary according to wheel fitment and optional extras fitted. Amazon, Alexa and all related logos are trademarks of Amazon.com, Inc. or its affiliates. Certain Alexa functionality is dependent on smart home technology. Use of Amazon Alexa requires an Amazon account. Vehicles shown is Range Rover First Edition in Satin Sunset Gold.

Castrol EDGE Professional exclusively recommended by Land Rover.

Android™ is a trademark of Google LLC.

Apple® is a registered trademark of Apple Inc. registered in the US and other countries.

Meridian™ is a registered trademark of Meridian Audio Ltd.

Trifold and the three fields device is a trademark of Trifold Productions Ltd.

Jaguar Land Rover Limited. Registered Office: Abbey Road, Whitley, Coventry CV3 4LF United Kingdom
Registered in England: Number 1672070 landrover.co.uk © Copyright Jaguar Land Rover Limited 2021.
1L4602200000BGBEN01P October 2021 / 22MY

TECHNICAL SPECIFICATION 2021
THE NEW RANGE ROVER



ABOVE & BEYOND



ENGINES AND TECHNICAL SPECIFICATION

Range Rover features our most advanced powertrains yet, providing new levels of performance, efficiency and refinement. Choose from petrol, diesel or mild-hybrid.

1

STANDARD WHEELBASE

View the available powertrains, their fuel economy and specifications.

2

LONG WHEELBASE / LONG WHEELBASE SEVEN SEATS

View the available powertrains, their fuel economy and specifications.

3

DIMENSIONS AND CAPABILITIES

View the ride height, turning circle and other capability specifications.

THE NEW RANGE ROVER STANDARD WHEELBASE

			DIESEL MHEV	
			D300	D350
POWERTRAIN				
Mild Hybrid Electric Vehicle (MHEV)			■	■
Transmission			Automatic	Automatic
Driveline			All Wheel Drive (AWD)	All Wheel Drive (AWD)
Maximum power (HP (kW)/rpm)			300 (221)/4,000	350 (258)/4,000
Maximum torque (Nm/rpm)			650/1,500-2,500	700/1,500-3,000
Capacity (cc)			2,997	2,997
No. of cylinders/Valves per cylinder			6/4	6/4
Cylinder layout			In-line	In-line
Bore/stroke (mm)			83/92.31	83/92.31
Compression ratio (:1)			15.5	15.5
FUEL ECONOMY – WLTP*				
WLTP Consumption	Low	mpg (l/100km)	24.8 - 22.1 (11.4 - 12.8)	25.0 - 21.7 (11.3 - 13.0)
	Medium	mpg (l/100km)	36.2 - 34.4 (7.8 - 8.2)	36.2 - 34.4 (7.8 - 8.2)
	High	mpg (l/100km)	47.1 - 43.5 (6.0 - 6.5)	47.1 - 43.5 (6.0 - 6.5)
	Extra High	mpg (l/100km)	38.7 - 35.3 (7.3 - 8.0)	38.7 - 35.3 (7.3 - 8.0)
	Combined	mpg (l/100km)	37.2 - 34.4 (7.6 - 8.2)	37.2 - 34.0 (7.6 - 8.3)
WLTP CO ₂ Emissions	Combined	g/km	198 - 215	198 - 217
Fuel tank capacity - useable litres			80	80
Selective Catalytic Reduction Filter/Gasoline Particulate Filter (SCR/F/GPF)			■	■

■ Standard.

*The figures provided are as a result of official manufacturer's tests in accordance with EU legislation with a fully charged battery. For comparison purposes only. Real-world figures may differ. CO₂, fuel economy, energy consumption and range figures may vary according to factors such as driving styles, environmental conditions, load, wheel fitment, accessories fitted, actual route and battery condition. Range figures are based upon production vehicle over a standardised route.

THE NEW RANGE ROVER STANDARD WHEELBASE

	DIESEL MHEV	
	D300	D350
PERFORMANCE		
Acceleration (secs) 0-60mph (0-100km/h) with Dynamic Launch	6.5 (6.9)	5.8 (6.1)
Maximum speed mph (km/h)	135 (218)	145 (234)
BRAKES		
Front type	Ventilated disc	Ventilated disc
Front diameter (mm)	380	380
Rear type	Ventilated disc	Ventilated disc
Rear diameter (mm)	355	355
Park Brake	Electric Park Brake (EPB) integrated into brake caliper	
WEIGHTS (kg)*		
Unladen weight (EU)**	2,505	2,505
Unladen weight (DIN)†	2,430	2,430
Gross Vehicle Weight (GVW)	3,350	3,350
TOWING (kg)		
Unbraked trailer	750	750
Maximum towing	3,500	3,500
Maximum coupling point (nose weight)	150	150
Maximum vehicle and trailer combination	6,850	6,850
ROOF CARRYING (kg)		
Maximum roof load (including cross bars)	100	100

*Weights reflect vehicles to standard specifications. Optional extras increase weight. **Includes a 75kg driver, full fluids and 90% fuel. †Includes full fluids and 90% fuel.

THE NEW RANGE ROVER STANDARD WHEELBASE

			PETROL MHEV		PETROL V8	
			P400		P530	
POWERTRAIN			■		-	
Mild Hybrid Electric Vehicle (MHEV)			Automatic		Automatic	
Transmission			All Wheel Drive (AWD)		All Wheel Drive (AWD)	
Driveline			400 (294)/5,500-6,500		530 (390)/5,500-6,000	
Maximum power (HP (kW)/rpm)			550/2,000-5,000		750/1,800-4,600	
Maximum torque (Nm/rpm)			2,996		4,395	
Capacity (cc)			6/4		8/4	
No. of cylinders/Valves per cylinder			In-line		Longitudinal V	
Cylinder layout			83/92.29		89/88.3	
Bore/stroke (mm)			10.5		10.5	
Compression ratio (:1)						
FUEL ECONOMY – WLTP*						
Low			mpg (l/100km)		19.9 - 19.2 (14.2 - 14.7)	
Medium			mpg (l/100km)		14.7 - 14.3 (19.2 - 19.8)	
High			mpg (l/100km)		25.4 - 23.7 (11.1 - 11.9)	
Extra High			mpg (l/100km)		30.4 - 29.1 (9.3 - 9.7)	
Combined			mpg (l/100km)		26.9 - 25.9 (10.5 - 10.9)	
WLTP Consumption			mpg (l/100km)		24.8 - 23.7 (11.4 - 11.9)	
WLTP CO ₂ Emissions			g/km		215 - 230	
Fuel tank capacity - useable litres			90		90	
Selective Catalytic Reduction Filter/Gasoline Particulate Filter (SCRF/GPF)			■		■	

■ Standard - Not Available.

*The figures provided are as a result of official manufacturer's tests in accordance with EU legislation with a fully charged battery. For comparison purposes only. Real-world figures may differ. CO₂, fuel economy, energy consumption and range figures may vary according to factors such as driving styles, environmental conditions, load, wheel fitment, accessories fitted, actual route and battery condition. Range figures are based upon production vehicle over a standardised route.

THE NEW RANGE ROVER STANDARD WHEELBASE

	PETROL MHEV	PETROL V8
	P400	P530
PERFORMANCE		
Acceleration (secs) 0-60mph (0-100km/h) with Dynamic Launch	5.5 (5.8)	4.4 (4.6)
Maximum speed mph (km/h)	150 (242)	155 (250)
BRAKES		
Front type	Ventilated disc	Ventilated disc
Front diameter (mm)	380	400
Rear type	Ventilated disc	Ventilated disc
Rear diameter (mm)	355	370
Park Brake	Electric Park Brake (EPB) integrated into brake caliper	
WEIGHTS (kg)*		
Unladen weight (EU)**	2,454	2,585
Unladen weight (DIN)†	2,379	2,510
Gross Vehicle Weight (GVW)	3,350	3,350
TOWING (kg)		
Unbraked trailer	750	750
Maximum towing	3,500	3,500
Maximum coupling point (nose weight)	150	150
Maximum vehicle and trailer combination	6,850	6,850
ROOF CARRYING (kg)		
Maximum roof load (including cross bars)	100	100

*Weights reflect vehicles to standard specifications. Optional extras increase weight. **Includes a 75 kg driver, full fluids and 90% fuel. †Includes full fluids and 90% fuel.

THE NEW RANGE ROVER LONG WHEELBASE / LONG WHEELBASE SEVEN SEATS

POWERTRAIN			DIESEL MHEV
Mild Hybrid Electric Vehicle (MHEV)			D350
Transmission			Automatic
Driveline			All Wheel Drive (AWD)
Maximum power (HP (kW)/rpm)			350 (258)/4,000
Maximum torque (Nm/rpm)			700/1,500-3,000
Capacity (cc)			2,997
No. of cylinders/Valves per cylinder			6/4
Cylinder layout			In-line
Bore/stroke (mm)			83/92.31
Compression ratio (:1)			15.5
FUEL ECONOMY – WLTP*			
Seating			5/7
WLTP Consumption	Low	mpg (l/100km)	24.4 - 21.6 (11.6 - 13.1)/23.5 - 21.7 (12.0 - 13.0)
	Medium	mpg (l/100km)	35.8 - 34.4 (7.9 - 8.2)/35.3 - 34.4 (8.0 - 8.2)
	High	mpg (l/100km)	46.3 - 43.5 (6.1 - 6.5)/46.3 - 43.5 (6.1 - 6.5)
	Extra High	mpg (l/100km)	38.2 - 34.9 (7.4 - 8.1)/37.7 - 34.9 (7.5 - 8.1)
	Combined	mpg (l/100km)	37.2 - 34.0 (7.6 - 8.3)/36.2 - 34.0 (7.8 - 8.3)
WLTP CO ₂ Emissions	Combined	g/km	200 - 218/204 - 217
Fuel tank capacity - useable litres			80
Selective Catalytic Reduction Filter/Gasoline Particulate Filter (SCR/GPF)			■

■ Standard.

*The figures provided are as a result of official manufacturer's tests in accordance with EU legislation with a fully charged battery. For comparison purposes only. Real-world figures may differ. CO₂, fuel economy, energy consumption and range figures may vary according to factors such as driving styles, environmental conditions, load, wheel fitment, accessories fitted, actual route and battery condition. Range figures are based upon production vehicle over a standardised route.

THE NEW RANGE ROVER LONG WHEELBASE / LONG WHEELBASE SEVEN SEATS

	DIESEL MHEV
	D350
PERFORMANCE	
Seating	5/7
Acceleration (secs) 0-60mph (0-100km/h) with Dynamic Launch engaged	5.9 (6.3)/6.1 (6.4)
Maximum speed mph (km/h)	145 (234)
BRAKES	
Front type	Ventilated disc
Front diameter (mm)	380
Rear type	Ventilated disc
Rear diameter (mm)	355
Park Brake	Electric Park Brake (EPB) integrated into brake caliper
WEIGHTS (kg)*	
Seating	5/7
Unladen weight (EU)**	2,569/2,666
Unladen weight (DIN)†	2,494/2,591
Gross Vehicle Weight (GVW)	3,350/3,400
TOWING (kg)	
Seating	5/7
Unbraked trailer	750
Maximum towing	3,500
Maximum coupling point (nose weight)	150
Maximum vehicle and trailer combination	6,850/6,900
ROOF CARRYING (kg)	
Maximum roof load (including cross bars)	100

*Weights reflect vehicles to standard specifications. Optional extras increase weight. **Includes a 75 kg driver, full fluids and 90% fuel. †Includes full fluids and 90% fuel.

THE NEW RANGE ROVER LONG WHEELBASE / LONG WHEELBASE SEVEN SEATS

			PETROL MHEV		PETROL V8	
			P400		P530	
POWERTRAIN			■		-	
Mild Hybrid Electric Vehicle (MHEV)			Automatic		Automatic	
Transmission			All Wheel Drive (AWD)		All Wheel Drive (AWD)	
Driveline			400 (294)/5,500-6,500		530 (390)/5,500-6,000	
Maximum power (HP (kW)/rpm)			550/2,000-5,000		750/1,800-4,600	
Maximum torque (Nm/rpm)			2,996		4,395	
Capacity (cc)			6/4		8/4	
No. of cylinders/Valves per cylinder			In-line		Longitudinal V	
Cylinder layout			83/92.29		89/88.3	
Bore/stroke (mm)			10.5		10.5	
Compression ratio (:1)						
FUEL ECONOMY – WLTP*						
Seating			5/7		5/7	
WLTP Consumption	Low	mpg (l/100km)	19.9 - 19.2 (14.2 - 14.7)/19.6 - 19.2 (14.4 - 14.7)		14.7 - 14.3 (19.2 - 19.8)/14.5 - 14.3 (19.5 - 19.8)	
	Medium	mpg (l/100km)	29.4 - 27.7 (9.6 - 10.2)/29.1 - 28.0 (9.7 - 10.1)		25.2 - 23.5 (11.2 - 12.0)/24.6 - 23.5 (11.5 - 12.0)	
	High	mpg (l/100km)	35.3 - 33.2 (8.0 - 8.5)/34.9 - 33.2 (8.1 - 8.5)		30.4 - 28.8 (9.3 - 9.8)/29.7 - 28.8 (9.5 - 9.8)	
	Extra High	mpg (l/100km)	30.7 - 28.0 (9.2 - 10.1)/30.4 - 28.2 (9.3 - 10.0)		26.6 - 25.7 (10.6 - 11.0)/26.6 - 25.7 (10.6 - 11.0)	
	Combined	mpg (l/100km)	29.4 - 27.7 (9.6 - 10.2)/29.1 - 27.7 (9.7 - 10.2)		24.6 - 23.5 (11.5 - 12.0)/24.4 - 23.5 (11.6 - 12.0)	
WLTP CO ₂ Emissions	Combined	g/km	217 - 232/219 - 231		261 - 272/264 - 272	
Fuel tank capacity - useable litres			90		90	
Selective Catalytic Reduction Filter/Gasoline Particulate Filter (SCRF/GPF)			■		■	

■ Standard - Not Available.

*The figures provided are as a result of official manufacturer's tests in accordance with EU legislation with a fully charged battery. For comparison purposes only. Real-world figures may differ. CO₂, fuel economy, energy consumption and range figures may vary according to factors such as driving styles, environmental conditions, load, wheel fitment, accessories fitted, actual route and battery condition. Range figures are based upon production vehicle over a standardised route.

THE NEW RANGE ROVER LONG WHEELBASE / LONG WHEELBASE SEVEN SEATS

PERFORMANCE	PETROL MHEV	PETROL V8
	P400	P530
Seating	5/7	5/7
Acceleration (secs) 0-60mph (0-100km/h) with Dynamic Launch	5.6 (5.9)/5.8 (6.1)	4.5 (4.7)/4.6 (4.8)
Maximum speed mph (km/h)	150 (242)	155 (250)
BRAKES		
Front type	Ventilated disc	Ventilated disc
Front diameter (mm)	380	400
Rear type	Ventilated disc	Ventilated disc
Rear diameter (mm)	355	370
Park Brake	Electric Park Brake (EPB) integrated into brake caliper	
WEIGHTS (kg)*		
Seating	5/7	5/7
Unladen weight (EU)**	2,519/2,616	2,626/2,725
Unladen weight (DIN)†	2,444/2,541	2,551/2,650
Gross Vehicle Weight (GVW)	3,350/3,400	3,350/3,430
TOWING (kg)		
Seating	5/7	5/7
Unbraked trailer	750	750
Maximum towing	3,500	3,500
Maximum coupling point (nose weight)	150	150
Maximum vehicle and trailer combination	6,850/6,860	6,850/6,930
ROOF CARRYING (kg)		
Maximum roof load (including cross bars)	100	100

*Weights reflect vehicles to standard specifications. Optional extras increase weight. **Includes a 75 kg driver, full fluids and 90% fuel. †Includes full fluids and 90% fuel.

THE NEW RANGE ROVER DIMENSIONS AND CAPABILITIES

VEHICLE HEIGHT

Maximum height 1,870 mm

OBSTACLE CLEARANCE

Off-road height (SWB/LWB) 295 mm/294 mm
Standard ride height 219 mm

TURNING CIRCLE

Kerb-to-kerb (SWB/LWB) 10.95 m/11.54 m
Wall-to-wall (SWB/LWB) 11.37 m/11.96 m
Turns lock-to-lock 2.78

WADING DEPTH

Maximum wading depth 900 mm*

HEADROOM

Maximum front row headroom 999 mm
Maximum second row headroom (SWB/LWB/LWB 7 Seats) 996.5 mm/978.3 mm/1,005 mm
Maximum third row headroom (LWB 7 Seats) 909 mm

LEGROOM

Maximum front row legroom (SWB/LWB/LWB 7 Seats) 1,013 mm/1,014 mm/1,014 mm
Maximum second row legroom (SWB/LWB/LWB 7 Seats) 1,027 mm/1,220 mm/1,027 mm
Maximum third row legroom (LWB 7 Seats) 864 mm

LOADSPACE CAPACITY**

Height 845.8 mm
Width (SWB/LWB/LWB 7 Seats) 1,444 mm/1,444 mm/1,255 mm
Width between arches (SWB/LWB/LWB 7 Seats) 1,057.3 mm/1,057 mm/1,059 mm
Length behind first row (SWB/LWB/LWB 7 Seats) 1,975.5 mm/2,165 mm/2,175 mm
Maximum loadspace volume behind first row (SWB/LWB/LWB 7 Seats)
Dry† 1,841/2,176/2,050 litres
Wet†† 2,335/2,727.6/2,601 litres

Length behind second row (SWB/LWB/LWB 7 Seats) 1,092.6 mm/1,093 mm/1,286 mm

Maximum loadspace volume behind second row (SWB/LWB/LWB 7 Seats)
Dry† 818/818/857 litres
Wet†† 1,050/1,050/1,061 litres

Length behind third row (LWB 7 Seats) 434 mm

Maximum loadspace volume behind third row (LWB 7 Seats)
Dry† 212 litres
Wet†† 312 litres

Width 2,047 mm mirrors folded
Width 2,209 mm mirrors out



Front wheel track 1,702.3 mm

Height 1,870 mm

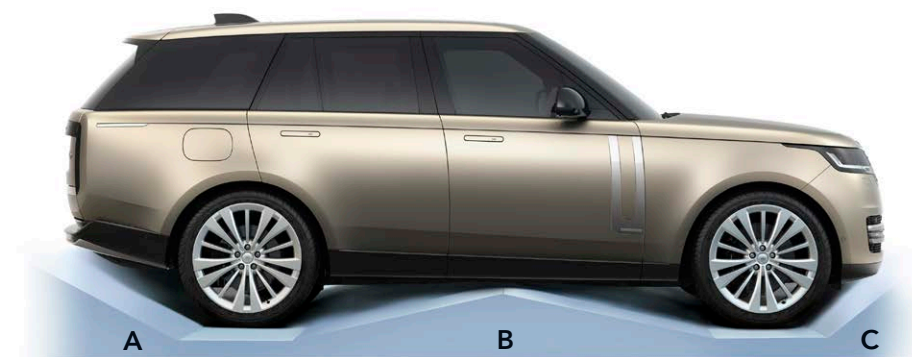


Rear wheel track 1,704.3 mm



Wheelbase (SWB/LWB/LWB 7 Seats)
2,997 mm/3,197 mm/3,197 mm

Standard overall length (SWB/LWB/LWB 7 Seats)
5,052 mm/5,252 mm/5,252 mm



	A	B	C
Ride Height	Departure Angle	Ramp Angle (SWB/LWB/LWB 7 Seats)	Approach Angle
Off-road	29.0°	27.7°/25.2°/25.2°	34.7°
Standard	24.5°	21.4°/20.1°/20.1°	26.1°



*Wading depth (25 deg entry and exit) 750 mm, Deep Fording depth (9 deg entry and exit) 900 mm.
**Rear loadspace is reduced when Rear Executive Class seating is selected. Please contact your local retailer for more detail. †Dry: Volume as measured with VDA-compliant solid blocks (200 mm x 50 mm x 100 mm).
††Wet: Volume as measured by simulating the loadspace filled with liquid. Please note: Figures relate to Standard Wheelbase (SWB), Long Wheelbase (LWB), and Long Wheelbase Seven Seats (LWB 7 Seats) models unless stated.